



**Illinois
State Board of
Education**



*Behavior
Assessment
Training*

FBA's AND BIPs Through a Culturally Responsive Lens

Illinois Council for Children with Behavior Disorders

Dr. Louise Yoho and Michelle Connet

Behavior Assessment Training Program

SIU SOUTHERN ILLINOIS UNIVERSITY
CARBONDALE SCHOOL OF
EDUCATION

SIU SOUTHERN ILLINOIS UNIVERSITY
CARBONDALE STEM EDUCATION
RESEARCH CENTER

SIU SOUTHERN ILLINOIS UNIVERSITY
CARBONDALE SCHOOL OF
HUMAN SCIENCES

Agenda

- Intros
- About the BAT project
- Racial disparities in sped
- Racial disparities in discipline
- Replacement behaviors-putting biases away
 - Focusing on student strengths
- Subjectivity in behavior descriptions and expectations



Welcome and
Introductions



About the BAT project

The Behavior Assessment Training (BAT) project provides professional webinars by content experts on implicit bias, culturally responsive functional behavior assessment (FBA) practices, behavior intervention plans (BIPs), the impact of trauma and other adverse circumstances, family collaboration and early childhood. This project is funded by the Illinois State Board of Education through an IDEA Part B Federal Grant.



BAT webinar schedule

October (archived)

- Teacher Bias & Stereotype Awareness

November (archived)

- Evaluation & Bias

December (archived)

- Legal/Ethical Requirements of FBAs and BIPs

January 18th (archived)

- Viewing student behavior through an action plan

February 15th

- Culturally Responsive Evidence-Based Behavior Interventions

March 15th


- Culturally Responsive Evidence-Based FBAs

April 19th

- Culturally Responsive Evidence-Based BIPs

May 17th

- Expanding on major behavior management themes



Disproportionate Representation



- ▶ **Overrepresentation:** a situation in which greater numbers of students of certain groups are placed in special education than you would expect based on their numbers in the school population
- ▶ **Underrepresentation:** fewer students in a particular category than one might expect based on their numbers in the school population

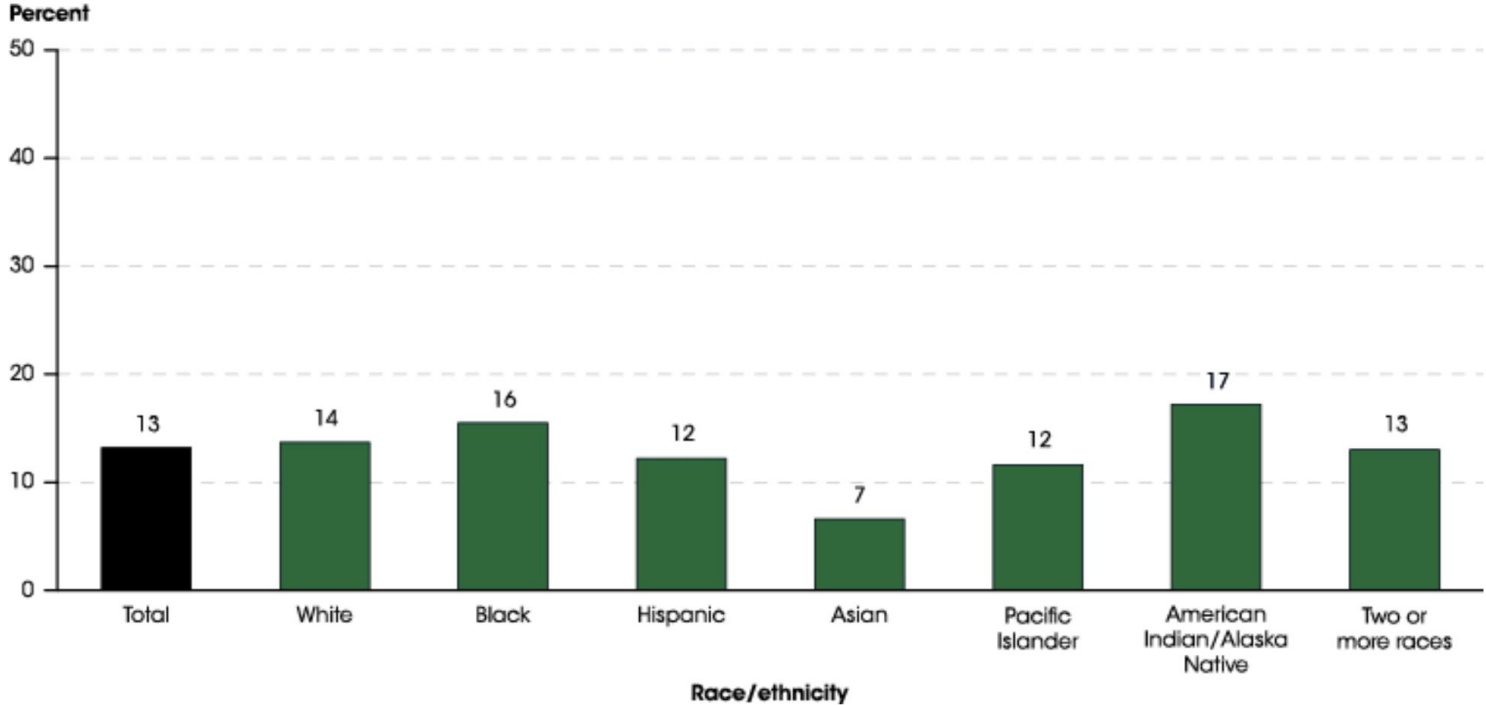
Disproportionate Representation



- ▶ There is typically an *overrepresentation* of minority students in special education programs.
- ▶ There is typically an *underrepresentation* of minority students in gifted and talented programs.


Racial Disparities in Special Education

Figure 9.1. Percentage of 3- to 21-year-olds served under the Individuals with Disabilities Education Act (IDEA), Part B, by race/ethnicity: School year 2015–16



Disproportionate Representation

Issues with over- and underrepresentation occur in disability categories in which professional judgement and opinion play a key role in the decision-making process



Factors Contributing to Over- and Underrepresentation

- ▶ Relationship between family socioeconomic status (poverty)
- ▶ Identification procedures by professionals from culturally dominant backgrounds
- ▶ Instructional methodologies reflect dominant culture
- ▶ Dominant culture teachers' perceptions of diverse students' learning needs

Racial Disparities in Discipline

Illinois Data - 2014

- In-School Suspension

White	34%
Black	35%
Hispanic/Latino	25%

- Out of School Suspension

White	28%
Black	45%
Hispanic/Latino	23%

Federal Data - 2014

- In-School Suspension

White	38%
Black	32%
Hispanic/Latino	23%

- Out of School Suspension

White	32%
Black	40%
Hispanic/Latino	21%

Discipline disparities

- Racial disparity in special education has not meaningfully changed since initial passage of IDEA
- Suspension is a social justice issue
 - Racial/ethnic disparity
 - Disability inequities in addition to learning difficulties
- Suspension and/or expulsion can lead to dropping out
- Larger number and lengthier time out of school for Black students can contribute to negative outcomes

Fenning, P. A., & Johnson, M. B. (Eds.). (2022). *Discipline disparities among students with disabilities: Creating equitable environments*. Teachers College Press.


Typical disciplinary responses

- Represents an interaction involving student's behavior and adult's interpretation/response to it
- Can be used to identify students who need intensive levels of behavior support and intervention for high rates of:
 - Externalizing behavior: acting out such as aggression, self-injury, vandalism
 - Internalizing behavior: covert behavior such as attentional problems or being withdrawn (non-participation)
- Tend to rely on punishment (office referrals, etc.)
- Do not often involve teaching new or replacement behaviors




Zero tolerance

- Fear-based
 - Gun violence
 - “Super predators”
- Broken windows theory
 - Criminology theory of policing
 - Also referred to quality-of-life or order-maintenance policing
 - asserts that in communities or schools contending with high levels of disruption, maintaining order not only improves the quality of life, it also reduces opportunities for more serious crimes



Zero-tolerance policies



Pro

- May be required by law
- Aim to keep kids safer
- Reduces favoritism
- Prepares children for the real world

Con

- Can lack common sense as may apply to harmless items
- Don't improve school safety
- Students banned from school face risks at home without supervision
- Expose children to legal charges for minor offenses

Long-term educational impacts

- Students who are suspended or expelled are:
 - more likely to drop out of school
 - less likely to enroll in higher education.
 - more likely to have continuing contact with the justice system.
- Increased reliance on School Resource Officers (SROs) and the juvenile justice system.
 - many issues that were once handled at the school level are now handled by law enforcement.



Long-term Impacts

- Increased policing in schools
 - School-to-prison pipeline
- Disproportionately bad for minority students and those with disabilities
 - Black students represent 31% of school-related arrests.
 - Black students are suspended and expelled 3 times more than white students.
- Students suspended or expelled for a discretionary violation are nearly 3 times more likely to be in contact with the juvenile justice system the following year.
- Lack of due process

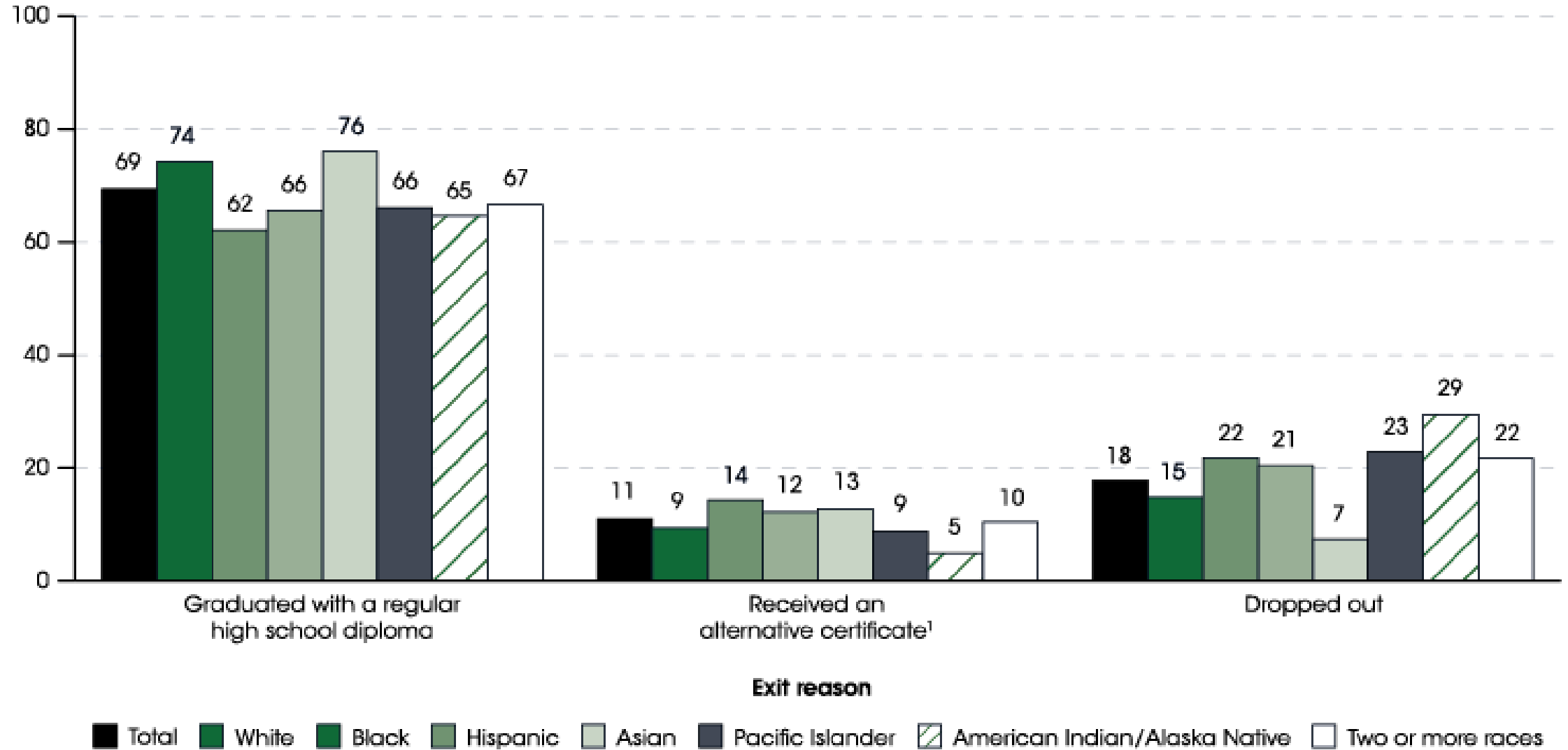




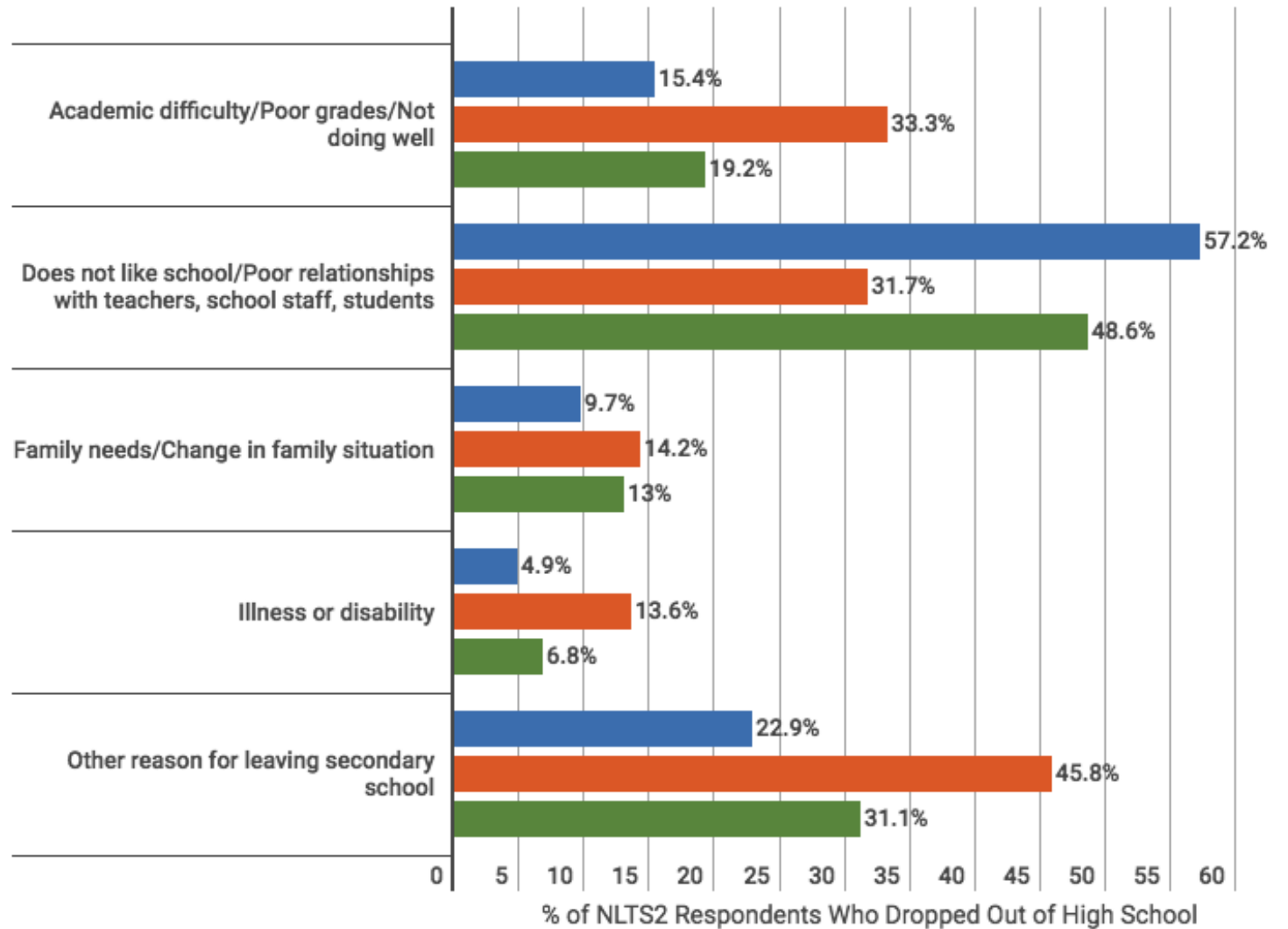
Juvenile Justice Crisis

According to the National Council on Disability, as many as 85% of incarcerated youth have disabilities, making them arguably the most vulnerable population when it comes to school discipline and behavior policies.

Percent



Reasons Students With IEPs Gave for Dropping Out of High School



State of LD report.

● SLD ● OHI ● All disabilities

Subjectivity in behavior descriptions and expectations



The Three D's

Defiance

Disrespect

Disruption



Operational Definitions

Description of the behavior

Observable and measurable
characteristics of the of the behavior

Examples of the behavior




Common understandings
help eliminate ambiguity
and confusion

- Consistent expectations
- Consistent feedback
- Consistent data collection



Vague Terms

- Inappropriate/Appropriate
- Insubordinate
- Rude
- Aggressive
- Loud
- Polite
- Dis/Respectful



(Un)Measurable Terminology

Understand.....?

Appreciate.....?

Characterize.....?

Recognize.....?

Judge.....?

Formulate.....?

Rationalize.....?

Evaluate.....?

Interpret.....?

Analyze.....?



Replacement behaviors-
putting biases away
Focusing on student strengths

Ask Yourself....

Does the student understand the behavioral expectations for the situation?

Is the student aware he or she is engaging in the behavior, or is it a "habit"?

Is the student physically and/or cognitively capable of controlling the behavior, or does he or she need support?

Does the student have the skills necessary to perform desired behaviors?

Finding Replacement Behaviors

Consequences (aka: what happens when the behavior occurs?)

- How do people react to the behavior?
- What does the behavior get for the student?
- What does the student avoid by engaging in the behavior?

Alternative behaviors (aka: what do you want the student to do instead?)

- Would this desirable behavior fulfill the same need/function?
- Is the student capable of engaging in the replacement behavior?
- What prevents this behavior from occurring now?



Consistency is key


- Clear and consistent expectations and consequences benefit everyone.



Strategic
vs. reactive

Focus on
teaching


Big Picture



BAT webinar schedule

3rd Wednesday of
each month from
3:30 PM to 4:30
PM (Central) via Go
To Webinar

- February 15th
Culturally Responsive
Evidence-Based Behavior
Interventions
- March 15th
Culturally Responsive
Evidence-Based FBAs
- April 19th
Culturally Responsive
Evidence-Based BIPs
- May 17th
Expanding on major
behavior management
themes



Let's continue the conversation

Louise M. Yoho, PhD

School of Education

223H Wham Hall

Southern Illinois University

Carbondale, IL 62901

louise.yoho@siu.edu

Michelle Connet, M. Ed.

STEM Education Research Center

Pullium Hall 204

Southern Illinois University

Carbondale, IL 62901

michelle.connet@siu.edu

